

Fund objective and strategy

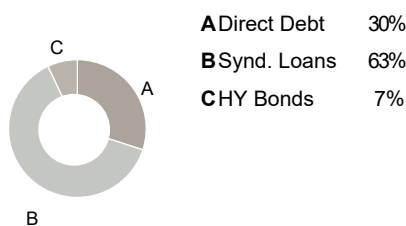
The Fund's investment objective is to provide monthly cash income, downside mitigation, and attractive risk-adjusted returns across various market cycles through a diversified pool of global liquid and illiquid credit assets. The Fund aims to capitalize on market inefficiencies and relative value opportunities within the global credit landscape while maintaining a balanced portfolio across multiple industry sectors and geographic regions.

Target distribution	Distribution	Current yield	Yield to maturity ¹	Number of borrowers
RBA+4.0%	RBA+4.3%	10.0%	11.1%	374

Performance	1 month	3 months	6 months	1 year	3 years	5 years	Since inception
Growth	0.40%	1.01%	1.35%	2.48%	-0.15%	-0.82%	-0.55%
Distribution	0.70%	2.08%	4.17%	8.64%	8.08%	6.80%	6.42%
Total return	1.09%	3.09%	5.53%	11.12%	7.94%	5.97%	5.87%

Past performance is not indicative of future results, there is no assurance that similar results will be achieved. Partners Group (2025). Performance figures are net of PG and underlying fees. Totals may not correspond with the sum of the separate figures due to rounding. Returns for periods more than one year are annualised. Distribution % calculated as the distribution per unit divided by the closing NAV per unit of the previous month. The multi period calculations sum the dividend yields received and does not compound them. Returns are calculated after all fees have been deducted and assume distributions have been reinvested. Returns for periods more than one year are annualized. Past returns are not a reliable indicator of future performance.

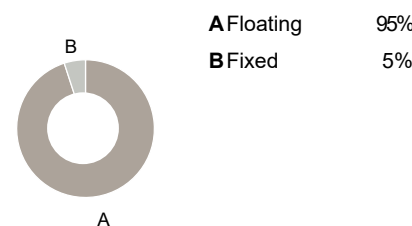
Asset type allocation



Seniority allocation



Interest rate type allocation



Fund characteristics

Fund net asset value	517'447'806
NAV per unit	1.92
Launch date	26.09.2019
Base currency (fully hedged)	AUD
Management fee	1.0%
Performance fee ²	10% on the returns from Special Situations Strategy
Distribution frequency	Monthly

Portfolio characteristics

North America/Western Europe/Other	49%/49%/2%
Weighted average price	98.2
Discount margin (bps) ³	690
Spread duration	3.5
Portfolio leverage	39.3%
Sharpe ratio	0.38
Monthly volatility ⁴ (since inception)	12.3%

Monthly update

Fund

The Fund achieved a total net return of 1.09% for the month with 0.81% coming from interest. On a total return basis, direct lending assets outperformed syndicated loan positions by ca 20bps during the month, while the Healthcare, Information technology and Consumer Discretionary sectors collectively contributed 52bps to the total return.

The Underlying Fund declared a distribution of 0.0132 which is in line with the distribution target of RBA+4% per annum. The weighted average price of the underlying assets in the portfolio is 98.2, and the current portfolio yield is 10.0%.

In January, the fund continued to incorporate new direct credit positions into the portfolio. Notable examples include a US-based financial accounting platform, and a provider of school system fund management services based in Canada.


On the syndicated credit side, the fund participated in new primary transactions, including a global producer of composite resins based in the U.S., the world's largest provider of aircraft leasing and air cargo transportation services also based in the U.S., and the world's largest manufacturer of low-voltage lead-acid automotive batteries.

Market⁵

January kicked off with a surge of activity in the capital markets, predominantly centered around repricings. While new supply remained limited, ongoing inflows into the asset class continued to exacerbate the imbalance in supply and demand. Against this backdrop, US loans returned 0.68% and European loans 1.10%.

Portfolio allocation

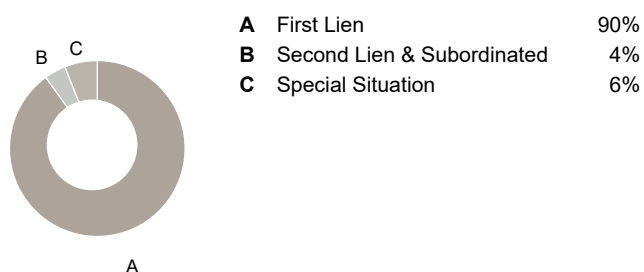
Investments by country



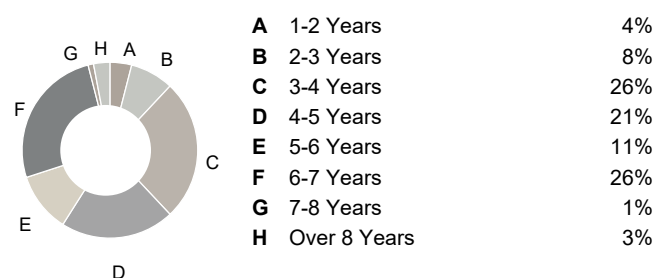
Investments by currency




Investments by type



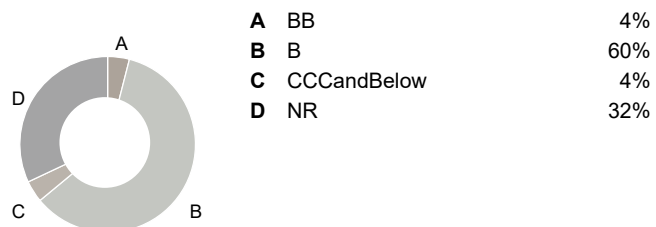
Investments by maturity



Investments by industry sector



Investments by rating



Top 10 holdings

Company name	Country	Industry sector	% of NAV
Busy Bees	UK	Diversified Consumer Services	1.1%
Motor Fuel Group	UK	Specialty Retail	1.0%
Nord Anglia Education	UK	Diversified Consumer Services	0.9%
Consilio	United States of America	Software	0.9%
Flakt Group	Germany	Building Products	0.8%
Idemia	France	Software	0.8%
Radiology Partners	United States of America	Health Care Providers & Services	0.8%
Domus Vi	France	Health Care Providers & Services	0.7%
Icon Group	Australia	Health Care Providers & Services	0.7%
Access Group	UK	Software	0.7%
Total largest 10 companies			8.4%

Monthly distribution based on NAV per unit (%)

	Jan	Feb	Mar	Apr	May	Jun	Jul	Aug	Sep	Oct	Nov	Dec	Total
2023	0.7%	0.7%	0.7%	0.7%	0.7%	1.1%	0.7%	0.7%	0.7%	0.7%	0.8%	0.7%	8.8%
2024	0.7%	0.7%	0.7%	0.7%	0.7%	1.0%	0.7%	0.7%	0.7%	0.7%	0.7%	0.7%	8.6%
2025	0.7%	-	-	-	-	-	-	-	-	-	-	-	0.7%

Distribution % is the distribution per unit divided by the closing NAV of the previous month. Totals are the aggregate of the respective monthly figures with no compounding, and may not correspond with the sum of the separate figures due to rounding.

About Partners Group

Partners Group is one of the largest private markets investment managers globally. Founded in Switzerland in 1996, we have endeavored to be an innovative investment partner to clients and business partners worldwide. Over the last 25 years we have grown from our headquarters in Zug, Switzerland to 21 offices globally with more than 1,800 professionals. Partners Group's investment approach encompasses private equity, private real estate, private debt, private infrastructure and liquid private markets investments. Our focus is investing in quality companies and assets with growth and development potential. We proactively source these investment opportunities in different markets through our large, local investment teams and network of industry experts.

Fund Key Facts

Fund name	Partners Group Global Income Fund
Investment manager	Partners Group Private Markets (Australia) Pty Ltd
Responsible entity	Equity Trustees Limited
Accounting year end	31 December
Applications	Monthly, with deadline on 15th Calendar Day
Redemption	Monthly, with deadline on 15th Calendar Day. Confirmed withdrawals are paid on or around the 20th calendar day of the following month.
Buy/Sell spread	0.15%/0.15%

Contact details

Partners Group Private Markets (Australia) Pty Ltd
 Level 32, Deutsche Bank Place 126 Philip Street
 Sydney NSW 2000
 T+61 (2) 8216 1900
<https://www.partnersgroupaustralia.com.au>

Rated by
 Zenith (Recommended)
 Lonsec (Recommended)

Platform
 MacquarieWrap, BT Wrap, Asgard, BT Panorama, CFS FirstWrap, Netwealth, Expand, Hub 24

Footnotes

1. The total annualised return anticipated on a loan or bond if it is held until the end of its lifetime. Yield to maturity is considered a long term yield, but is expressed as an annual rate. The figure is calculated considering leverage.
2. Performance fee is applied within the Special Situations Strategy in Interposed vehicle through which the Fund invests. The fee is subject to hurdle of RBA+4% p.a. and RBA+6% p.a. on the Special Situation Strategy over a rolling 3-year period and is subject to a cap.
3. Discount margin is the portfolio weighted average expected return to maturity earned in addition to the index underlying, or reference rate, of the floating rate securities. The figure is calculated considering leverage.
4. Volatility is annualized and calculated since the inception date.
5. US market is represented by Morningstar LSTA US Leveraged Loan Index (LLI) and the European market is represented by Morningstar European Leveraged Loan Index (ELLI) hedged.

Important information

Risk-adjusted returns refer to returns taking into account potential drags to performance.

Past performance is not indicative of future results, there is no assurance that similar results will be achieved. Partners Group (2025), LCD Data. Performance figures are net of PG and underlying fees. Monthly Update and Portfolio strategy: For illustrative purposes only. Largest 10 companies: For illustrative purposes only. Diversification does not ensure a profit or protect against loss. Yield to maturity is a levered yield that includes all assets accruing interest, and assumes no basis adjustment with no hedging costs. Leverage is calculated using total borrowing across various currencies at the current FX rate, excluding trade date cash, divided by GAV in AUD. Leverage is calculated on the portfolio level.

Note: all references in this monthly report to Portfolio refers to the portfolio of investments directly or indirectly held by the Fund. PG Global Income Fund invests directly or indirectly through the Investment Vehicles to provide exposure to the Portfolio attributes detailed in this monthly report.

Equity Trustees Limited ("Equity Trustees") (ABN 46 004 031 298), AFSL 240975, is the Responsible Entity for the Partners Group Global Income Fund. Equity Trustees is a subsidiary of EQT Holdings Limited (ABN 22 607 797 615), a publicly listed company on the Australian Securities Exchange (ASX: EQT) and is the Responsible Entity. This monthly report has been prepared by Partners Group Private Markets (Australia) Pty Ltd ACN 624 981 282 AFSL 509285 ("PGA"), to provide general information only. In preparing this monthly report, we did not take into account the investment objectives, financial situation or particular needs of any particular person. It is not intended to take the place of professional advice and you should not take action on specific issues in reliance on this information. Neither PGA, Equity Trustees nor any of its related parties, their employees or directors, provide any warranty of accuracy or reliability in relation to such information or accepts any liability to any person who relies on it. Past performance should not be taken as an indicator of future performance. You should obtain a copy of the Product Disclosure Statement before making a decision about whether to invest in this product.

The Fund's Target Market Determination is available here <https://www.eqt.com.au/insto/>. A Target Market Determination is a document which is required to be made available from 5 October 2021. It describes who this financial product is likely to be appropriate for (i.e. the target market), and any conditions around how the product can be distributed to investors. It also describes the events or circumstances where the Target Market Determination for this financial product may need to be reviewed.

PGA can be contacted via <https://www.partnersgroupaustralia.com.au/en/contact/>. PGA has been appointed as the investment manager and the promoter of the interests in the Partners Group Global Income Fund by Equity Trustees in its capacity as responsible entity of the Partners Group Global Income Fund. PGA may receive fees in those roles. These fees will generally be calculated as a percentage of the funds under management within the Partners Group Global Income Fund.

See section 9 of the PDS for further information about the management fee charged by the investment manager. You may request particulars of the fees that are paid to PGA and its related companies within a reasonable time of receiving the advice contained in this Monthly report.

The Zenith Investment Partners (ABN 27 103 132 672, AFS Licence 226872) ("Zenith") rating (assigned ETL2042AU March 2024) referred to in this piece is limited to "General Advice" (s766B Corporations Act 2001) for Wholesale clients only.

This advice has been prepared without taking into account the objectives, financial situation or needs of any individual, including target markets of financial products, where applicable, and is subject to change at any time without prior notice. It is not a specific recommendation to purchase, sell or hold the relevant product(s). Investors should seek independent financial advice before making an investment decision and should consider the appropriateness of this advice in light of their own objectives, financial situation and needs. Investors should obtain a copy of, and consider the PDS or offer document before making any decision and refer to the full Zenith Product Assessment available on the Zenith website.

Past performance is not an indication of future performance. Zenith usually charges the product issuer, fund manager or related party to conduct Product Assessments. Full details regarding Zenith's methodology, ratings definitions and regulatory compliance are available on our Product Assessments and at Fund Research Regulatory Guidelines.

The rating issued 10/2024 is published by Lonsec Research Pty Ltd ABN 11 151 658 561 AFSL 421 445 (Lonsec). Ratings are general advice only, and have been prepared without taking account of your objectives, financial situation or needs.

Consider your personal circumstances, read the product disclosure statement and seek independent financial advice before investing. The rating is not a recommendation to purchase, sell or hold any product. Past performance information is not indicative of future performance. Ratings are subject to change without notice and Lonsec assumes no obligation to update. Lonsec uses objective criteria and receives a fee from the Fund Manager. Visit lonsec.com.au for ratings information and to access the full report. © 2022 Lonsec. All rights reserved.